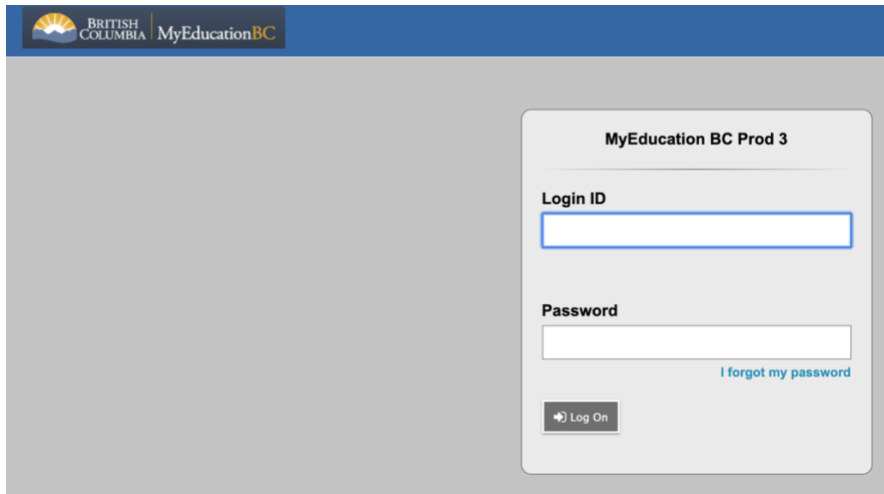
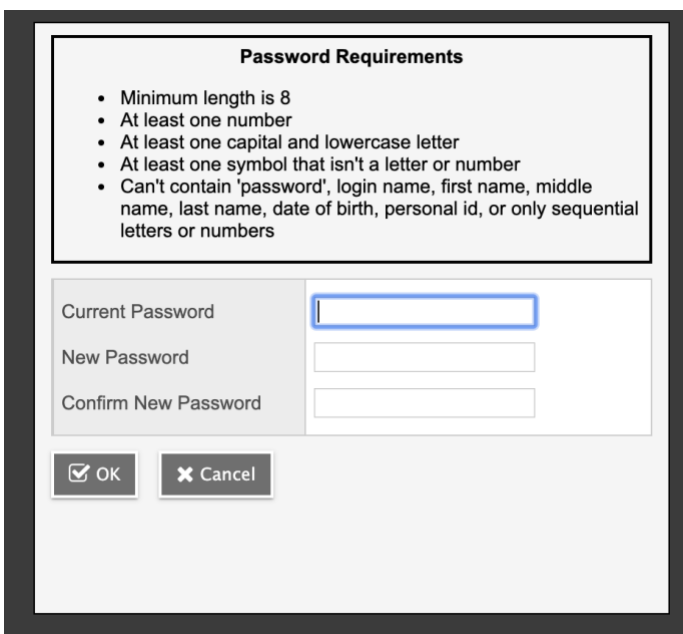


Creating a MyEd Account for Course Selection

1. Go to MyEd BC Website at: <https://myeducation.gov.bc.ca/aspen/logon.do>
2. Enter your <Login Number> and <Password> provided on the handout. Keep this information safe and take home to your parent(s)/guardian(s).

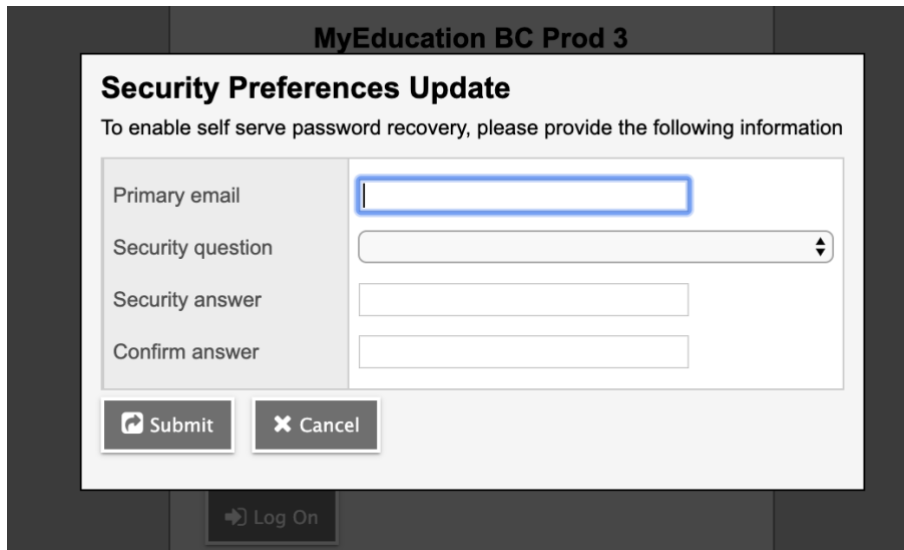


3. When prompted
 - a. Re-enter the Password
 - b. Create a new password for your account (enter it twice)
 - i. **SUGGESTION:** Keep the same password and add one special character/symbol to it (For example: @, !, #, \$)
 - ii. Write the new password on the handout and keep it safe



Suggestion: Add a special character/symbol to the Beginning or End of the given Password.

4. Complete Security Preference Information.
 - a. Use your @deltalearns.ca email address
 - i. full first name + first initial of last name + last 3 digits of Student #
 - ii. For example: billr246@deltalearns.ca
 - b. Select a Security question with an easily remembered answer



MyEducation BC Prod 3

Security Preferences Update

To enable self serve password recovery, please provide the following information

Primary email	<input type="text"/>
Security question	<input type="text"/>
Security answer	<input type="text"/>
Confirm answer	<input type="text"/>